



2014 Student Drug Use Survey

Alcohol and Drug Consumption by Youth in Clinton County

Results from the Coalition for a Drug-Free Greater Cincinnati 2014 Student Drug Use Survey

Special thanks to:

- Charles H. Dater Foundation
- Cincinnati Children's Hospital Medical Center
- City of Cincinnati Police Department
- Clinton County Family and Children First Council
- Hamilton County Mental Health Recovery Services Board
- Interact for Health
- Keith King, PhD, MCHES
- Local Coalitions
- Mercy Health Partners
- Ohio Department of Mental Health and Addiction Services
- Other organizations who facilitated the implementation of this survey
- PRIDE Surveys, Inc.
- School Participants
- Western & Southern Foundation

Topic summaries and regional key findings from 2000 to 2014 are available at www.DrugFreeCincinnati.org

Aggregate raw data in SPSS format is available on OASIS through www.OASIS.uc.edu

The Coalition for a Drug-Free Greater Cincinnati promotes drug-free environments for youth by enhancing partnerships to educate, advocate and support locally-based community mobilization.

The Student Drug Use Survey

The PRIDE Student Drug Use Survey is a project of the Coalition for a Drug-Free Greater Cincinnati that provides in-depth analysis of the self-reported drug use patterns of area youth. Every two years, the Coalition implements the unprecedented PRIDE Student Drug Use Survey to collect youth drug use data from seventh through twelfth graders throughout the 10 county Greater Cincinnati area. The survey is recognized across the region and nationally as a current and reliable source of validated information on local youth substance abuse and is the largest of its kind in the country.

Measure	Tobacco	Alcohol	Marijuana	Prescription Drugs*
30-Day Use (%)	17.5	21.7	10.9	5.2
Perceived Risk (%)	86.6	70.8	63.6	87.8
Parental Disapproval (%)	88.5	81.4	90.4	95.3
Friend's Disapproval (%)	62.4	49.3	64.8	83.3
Ease of Availability (%)	48.9	42	32.6	25.6

* non-medical use

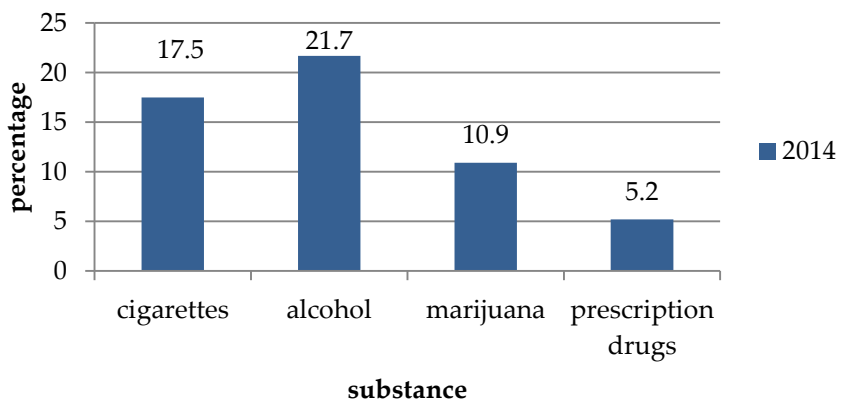
Demographics of Survey Respondents

The data is representative demographically of region by grade/age, by gender, and by race. It represents a census of the Clinton County Ohio Schools of 7th through 12th grade student population.

Methodology

A total of 1,917 seventh through twelfth grade students from Clinton County, Ohio Schools completed the localized version of the PRIDE survey between 2008 and 2014. No sampling was conducted. Every student in school on the day the survey was administered completed the survey. No surveys were conducted outside of the school building.

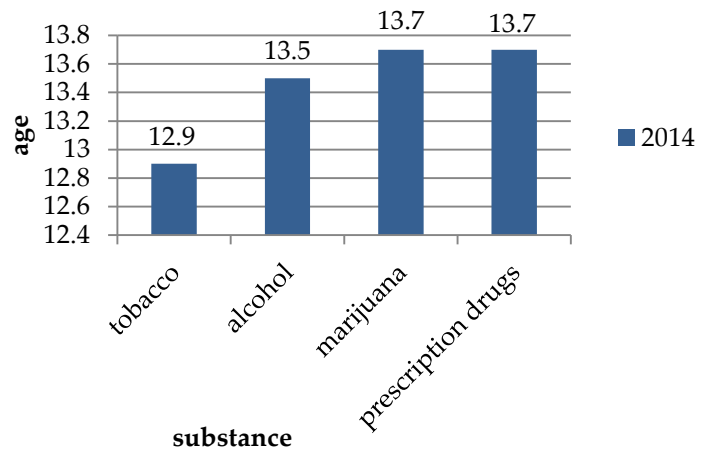
Past 30-day Use



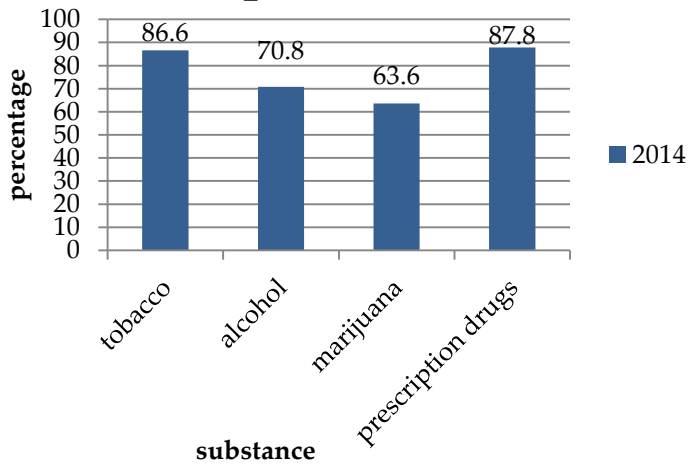
Facts and Figures

- Past 30-day use is highest for cigarettes and alcohol.
- Perception of harm is higher for tobacco and prescription drugs than marijuana and alcohol.
- Parental disapproval is highest for marijuana and prescription drugs.
- Over fifty percent of peers disapprove of tobacco, marijuana and prescription drug use.
- Tobacco and alcohol are easier to access than marijuana and prescription drugs.

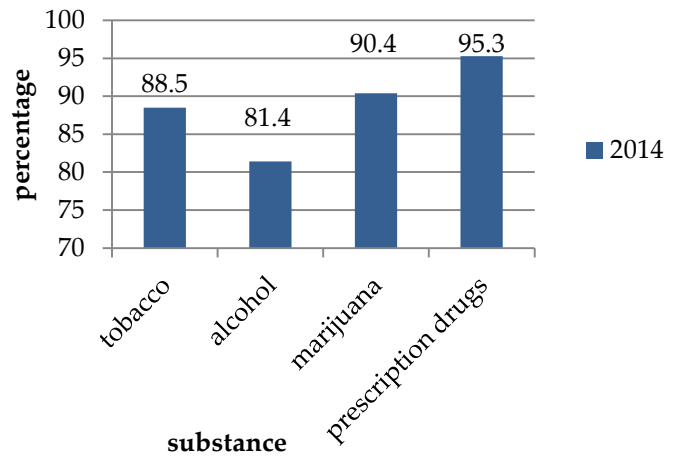
Age of First Use



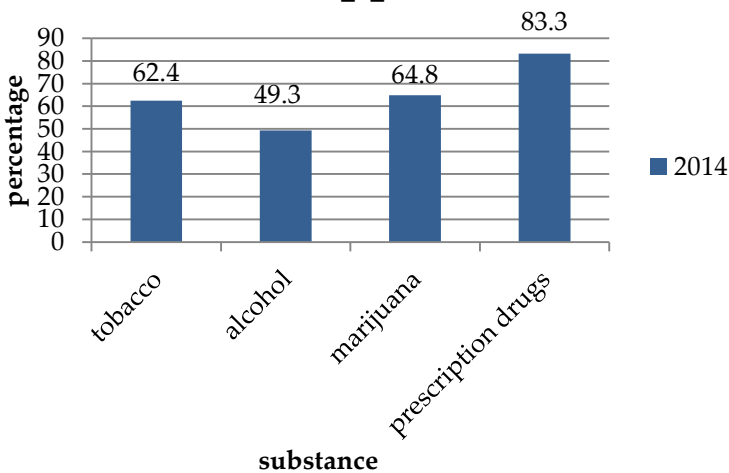
Perception of Harm



Parental Disapproval



Peer Disapproval



Perception of Availability

